



■ NTI TOOLS Revit

News in 2020.3.1 - 2021.1.1

■ Peter Tranberg - NTI A/S | NTI TOOLS Revit Product Owner

Nyheder - **Kundeønske*



- Effektivitet*
- Import Worksheet (Import Sync) – NYT*
- Find & Select - Ny version*
- Publish PDF*
- Color Composer*
- Facing Orientation*
- SOSI – New Version*
- In General

Effektivitet*



Sheet Wizard – Kortere opstartstid




Element Relations – Kortere opstartstid



Import Link Manager – Kortere opstartstid



Referencing Sheet – Bedre og hurtigere fremsøgning af tegninger



■ Performance Benchmarks

■ Sheet Wizard – Large Customer Project

- 2019 - Start Sheet Wizard - 18 sek
- 2020 - Start Sheet Wizard - 5 sek
- 2021 - Start Sheet Wizard - 5 sek

■ Import Link Manager – Large Customer Project

■ 5 DWG Imports - 46 DWG Links 4 RVT Links

- 2019 - Start Import Link Manager - 85 min
- 2020 - Start Import Link Manager - 2 sek
- 2021 - Start Import Link Manager - 2 sek

■ Element Relations – Large Customer Project

- 2019 - Start Element Relations - 2 min
- 2020 - Start Element Relations - 4 sek
- 2021 - Start Element Relations - 4 sek

Import Worksheet – NYT*

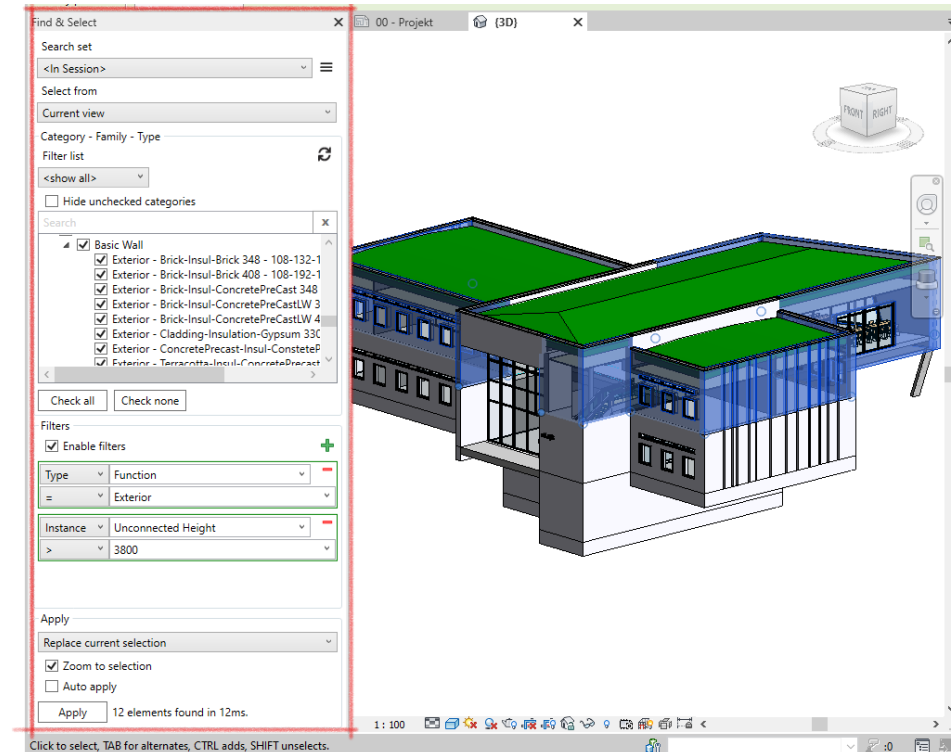
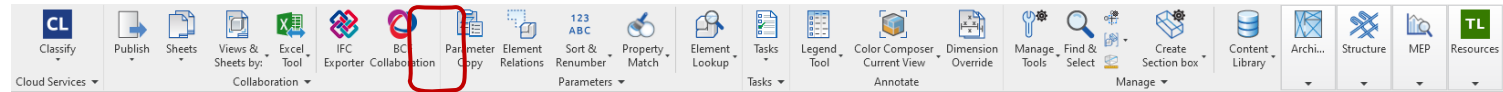
The screenshot displays the Autodesk Revit 2021.1.2 interface with the 'Import Worksheet' dialog box open. The dialog box shows options for connecting non-BIM data from Excel to Revit. Below the dialog, a detailed 'Skills Table' spreadsheet is visible, which maps specific skillsets to various job positions and their proficiency levels.

Skillset	The Need / Description	Field Positions							Other Positions										
		Div. President / BUL	VP OPS	Director	PM	APM	SUP	PE	Proj Admin	VP Precon	Precon Dir	Precon Mgr	Est. Mgr	Estimator	Business Development	Safety	Quality	BIM	Scheduling
Visualization	The ability to open up the model, navigate, and view different portions of the model.																		
Building Systems Coordination	Aggregate multiple models and run interference checks. Set tolerances to meet project requirements. QA/QC of individual models.																		
Design/Constructability Review	Navigate through the model and recognize constructability issues. This included maintainability, code compliance, functionality, construction sequencing, scheduling, logistics planning, and cost implications.																		
Data Extraction	Retrieval of measurements, Properties/Equipment information, Quantities																		
Communication	Notifications, Notes / Markups, Reporting via model management tools.																		
Verification	Use the model to verify information given. Verify completed work using model information.																		
Production	Use the model to verify information given. Verify completed work using model information. ASSISTANT PROJECT MANAGER, SUPERINTENDENT, PROJECT ENGINEERS: Site Logistics, Mockups, RFIs BIM Construction Documents, Self-Perform Modeling, 4D Animation, and Mock-Ups. PRECONSTRUCTION Self-Perform Modeling, Modeling Missing Information, Conceptual Cost Modeling SCHEDULING Site Logistics plans, adding logistics modeling to existing models, isolate/extract pertinent parts of model, 4D Animation Logistics, Sequencing, Phasing, Scheduling using the model																		

Find & Select – *Optimering af effektivitet*

*Ny hurtigere og bedre version af Quick Select**

- Find & Select
 - Search Set in
 - Project
 - Current View
 - Current Selection
 - Filter Categories by Discipline
 - Select individual
 - Categories
 - Families
 - Types
 - Filter Parameters
 - Type/Instance
 - Variable operatorer
 - Opslag I værdier
 - Fri værdifiltrering
 - Zoom to Selection
 - Auto Apply (For den modige!)



Publish PDF - Enhancements*

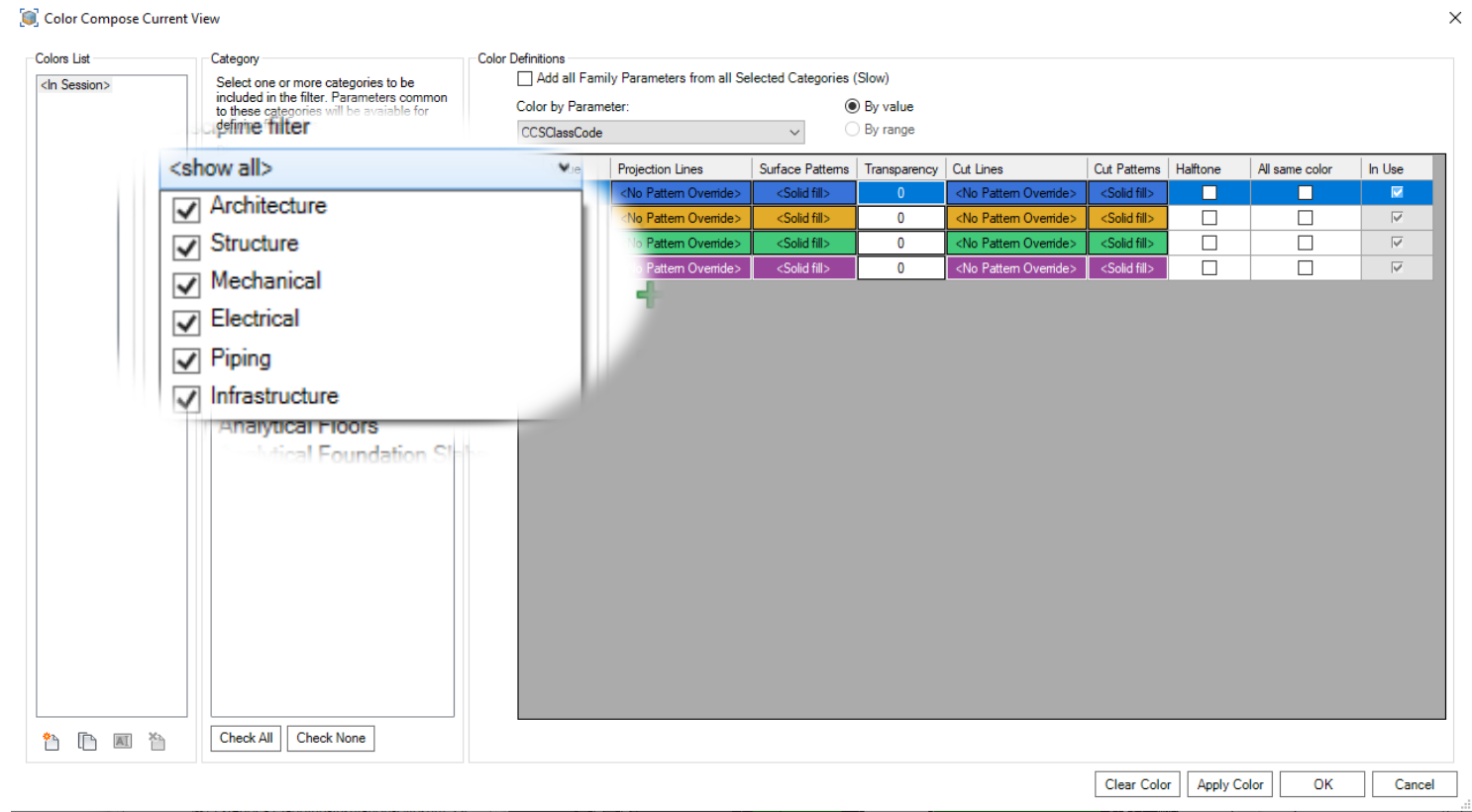
The screenshot displays the 'Publish PDF' application interface. On the left, the 'Configuration' panel shows 'Task Name' set to '<None>'. The main area features a 'Naming' section with dropdown menus for 'Naming Sheet' (Default - [Sheet Number].pdf), 'Naming Views' (Default - [Sheet Name].pdf), and 'Location target' (Default - [Sheet Number].pdf). Below this is a table of sheets to be published:

Include	Type	Sheet Size	Name	Paper Size	Custom
<input checked="" type="checkbox"/>	Sheet	297 x 210	00 - Projekt	A4	<input type="checkbox"/>
<input checked="" type="checkbox"/>	Sheet	297 x 420	A0.1 - Tegningsliste	A3	<input type="checkbox"/>
<input checked="" type="checkbox"/>	Sheet	420 x 840	A1.1 - Etageplan, Stuen	NTI_420x840	<input type="checkbox"/>
<input checked="" type="checkbox"/>	Sheet	420 x 840	A1.2 - Etageplan, kældere	NTI_420x840	<input type="checkbox"/>
<input checked="" type="checkbox"/>	Sheet	420 x 840	A1.3 - Etageplan, 1. sal	NTI_420x840	<input type="checkbox"/>

At the bottom of the main window, a status bar indicates 'Publishing 5 sheets in 5 PDF file(s)' and includes 'Publish', 'Save and Publish', and 'Save' buttons. On the right, a 'Publish to SharePoint' dialog is open, showing the site URL 'https://nticadcenteras.sharepoint.com/' and a folder selection tree with folders: 'bmz', 'General', 'QA', and 'Referencer'. The 'QA' folder is selected.

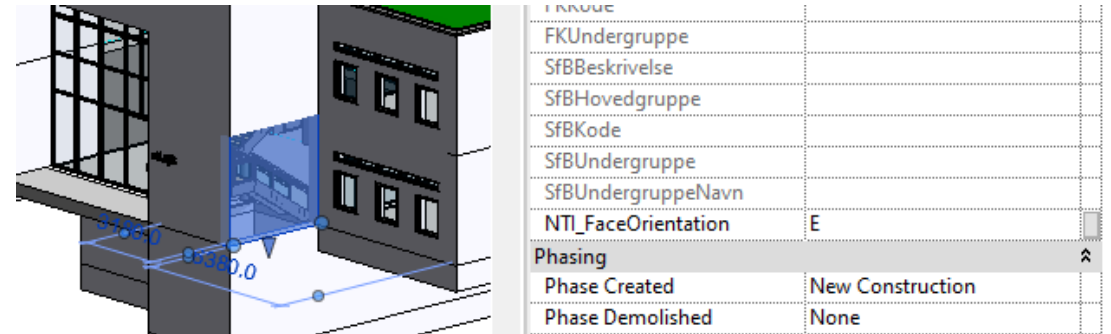
Color Composer*

- Support for Multi Category Color Lists
- Discipline Filter



Facing Orientation*

- Facing Orientation data til
 - Doors
 - Windows
 - Walls (Original)
- Funktioner tilgængelig i
 - Architectural
 - MEP



SOSI – Ny Version*



Nyt workflow til import

SOSI Data til Revit Modeller (Norsk kortstandard)

Generelt

- Publish – Fixed issues with the option “Add new Sheets to Complete Groups”
- Publish PDF – Preview of Filenames and Sort Options fixed to update correctly
- Family Browser – Types Disappearing fixed
- Color Composer – Rules for values when setting Colors by Range has been fixed
- Parameter Copy – Copy Task Fixed to include selected Categories
- Ny Manual
- Ny Hotfix se Whats New i manualen

Q&A



Funktionsoversigt til Visual Basic formler i Parameter Copy

<https://docs.microsoft.com/en-us/dotnet/visual-basic/language-reference/functions/>